



*Optima*  
PRODUCTS INC.



**R Series – Decorative Metal**

*Shown with optional polyurethane armrests and Simplicity backrest cushion in Cocoa vinyl fabric (Simplicity is nearly seamless for easier cleaning).*



**W Series – Wood**

*Shown in Deco style Mahogany stain and Classic backrest cushion in Cocoa vinyl fabric.*



**T Series – Transitional Style**

*Shown in Natural stain in Cocoa vinyl fabric.*

*The patented Thera-Glide® Safety Glider offers the therapeutic benefits of gliding/rocking without the risk of falls. Automatically locks for safer egress.*

*See studies pertaining to therapeutic benefits on the last page. Patent US 6406095B1, CAN 2323398.*

# **Thera-Glide®**

*The Safe Glider Rocker*

## Safety, Stability, Comfort, Durability

Thera-Glide® Safety Gliders are perfect for anyone who can benefit from the soothing motion of a glider-rocker but may be at risk of falling when entering or exiting a conventional rocking chair.

The Thera-Glide®'s patented automatic locking system secures the chair and prevents rocking as you sit down and get up...it's like entering and exiting a stationary chair. Once safely seated, the chair automatically unlocks permitting a smooth and relaxing deep gliding motion. When exiting, the chair automatically locks again for safe egress. Ergonomically positioned armrests with palm grips and anti-tip side stabilizers on the base make rising from the chair easier and safer. Whether in a nursing home, assisted living, hospital labor and delivery, waiting room, oncology, or private residence the Thera-Glide® is a meaningful addition to a fall-reduction program.



Locked while sitting down



Gliding freely



Locked while getting up

## T Series – Transitional Style

The Transitional Thera-Glide® offers all the safety features of our current Safety Gliders in a balanced blend of contemporary and traditional styling.

With easier to clean virtually seamless contoured cushions, comfortable curved armrest caps, generous 22" seat width, adjustable seat height, and 350 pound weight capacity, the Transitional Thera-Glide® will provide comfortable and safe gliding relaxation for most anyone.



Glide Motion Lock-Out

## R Series – Decorative Metal

The Decorative Metal Thera-Glide®'s sturdy and stylish metal frame allows for easy cleaning. When combined with the seamless Simplicity backrest cushion and optional silver nitrate impregnated Polyurethane Armrests, it can meet the strictest disinfection standards.

Choose among three different backrest styles:

- 1 Simplicity (seamless, see cover page)
- 2 Classic
- 3 Comfort Plus



R-020

R-030




2



3




RA-01



R-C4



R-C3

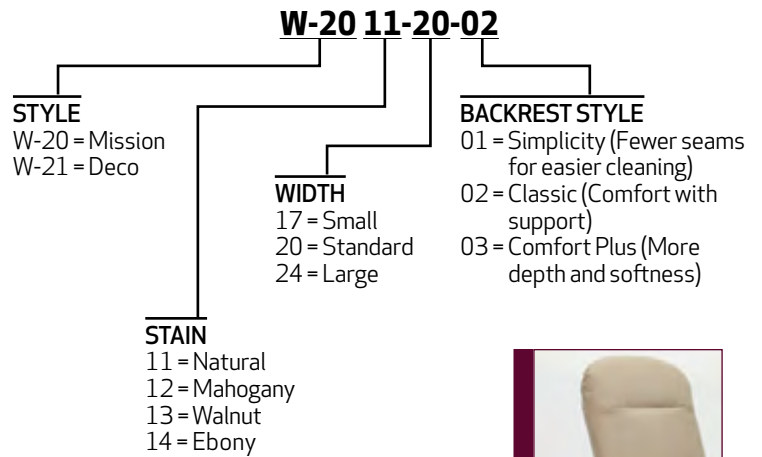


R-C7

## W Series – Wood

The Wood Thera-Glide®'s warm residential wood exterior is attached to a durable steel interior frame and height adjustable steel undercarriage for years of reliable service. Available in 3 different backrest cushion styles, 2 frame styles, and 4 wood stains.

More images showing different configurations can be viewed on our Website: <http://www.lpamedical.com>



Comes with standard plastic footboard. Optional birch plywood footboard available in 4 stain colors (add option **WOF-WS**).

## Technical Specifications


Model	R Series – Decorative Metal			W Series - Wood			T Series - Transitional
	R-505 Small	R-605 Standard	R-705 Large	W-2xxx-17-xx Small	W-2xxx-20-xx Standard	W-2xxx-24-xx Large	T-40xx-22
Overall Height	44" to 47" / 112 cm to 119 cm			44" to 47" / 112 to 119 cm			42 ½" to 45 ½" / 108 to 116 cm
Seat/Floor Height	Adjustable from 16" to 19" / 41 to 48 cm						
Overall Width	22" / 56 cm	26" / 66 cm	29" / 74 cm	22 ½" / 57 cm	26 ½" / 67 cm	29 ½" / 75 cm	27 1/4" / 69 cm
Seat Width	16 ½" / 42 cm	20 ½" / 52 cm	23 ½" / 60 cm	16 ½" / 42 cm	20 ½" / 52 cm	23 ½" / 60 cm	22" / 56 cm
Armrest Height from Seat	8" / 20 cm			8" / 20 cm			7" / 18 cm
Overall Length	32" / 81 cm			33" / 84 cm			33" / 84 cm
Seat Depth	17 ½" / 45 cm			17" / 43 cm			18" / 46 cm
Seatback Height	31" / 79 cm			29" / 74 cm			28" / 71 cm
Weight Capacity	300 lbs / 136 kg		450 lbs / 205 kg	275 lbs / 125 kg		450 lbs / 205 kg	350 lbs / 159 kg
Weight	58 lbs / 26 kg	61 lbs / 28 kg	67 lbs / 31 kg	57 lbs / 26 kg	60 lbs / 27 kg	66 lbs / 30 kg	75 lbs / 34 kg

Please note that technical specifications are subject to change without notice.


*The colors shown can be different from the real product.*




# Wood Stains



11 – Natural (W and T Series)



12 – Mahogany (W and T Series)



13 – Walnut (W and T Series)




14 – Ebony (W and T Series)

# Standard Fabrics

Thera-Glide® chairs are offered in 4 colors of stock contract grade healthcare vinyl upholstery. Other vinyl and Crypton fabrics are also available. Customer's own material (COM) is accepted and we will source and grade fabric when possible.


# Vinyl Upholstery



Cabernet/Burgundy



Deep Sapphire Blue



Cocoa



Deep Sea Green

# Options and Accessories

Item	Description	R Series	W Series	T Series
R-C1	Adjustable Seat Depth & Backrest Angle 15° - 18° / 95° - 115°	Opt. on R-605, standard on R-505 & R-705 models	Opt. on 20", standard on 17" and 24" models	—
R-C1S	Adjustable Seat Depth & Backrest Angle 13 ½" - 16 ½" / 95° - 115°	✓	✓	—
R-C2	Upholstered Side Panels	✓	—	—
R-C3	Storage Support for Activity Tray	✓	✓	—
R-C4	Adjustable Feet Kit for 21" to 24" Seat Height	✓	—	—
R-C7	Polyurethane Armrests	✓	—	—
R-C9	Reinforcement Group with Stroke End Bumpers (includes R-C1)	✓	—	—
R-020	Gliding Metal Ottoman	✓	—	—
R-030	Fixed Metal Ottoman	✓	—	—
RA-01	Opaque Activity Tray	✓	✓	—
RA-02	Clear Activity Tray	✓	✓	—
RA-03	Safety Straps for Activity Tray to Fix on Chair	✓	✓	—
RA-03A	Safety Strap for Activity Tray Surround Backrest	—	✓	✓
RA-04	Rear Wheels to Aid Moving	—	✓	✓
RA-09	Side Storage Bag	✓	✓	—
RA-10	1" Seat Insert	✓	✓	—
RA-11	1 ½" Seat Insert	✓	✓	—
RA-12	2" Seat Insert	✓	✓	—
RA-13	Seat Wedge Insert 2" to ¼"	✓	✓	—
RA-19	Universal Perineal Abductor Kit with Black Fixing Mat	✓	✓	—
RA-23	4" Lateral Trunk Supports with Backrest Canvas	✓	✓	—
RA-24	6" Lateral Trunk Supports with Backrest Canvas	✓	✓	—
RA-28	Undercarriage Cover	—	✓	incl.
RB-18	Cervical Support	✓	✓	—
WOF-22	Upholstered Ottoman with Foot Board	—	✓	✓
Z-C8	Pre-Cure Seat Cushion	✓	✓	—

✓: Available —: Not Available

# Standard Features

	R Series	W Series	T Series
Extended Armrests with Ergonomic Palm Grips	✓	✓	✓
Removable Upholstery for Easy Cleaning	✓	✓	✓
Soft Sense Automatic Infinite Position Lock	✓	✓	✓
Glide Motion Lock-Out	✓	✓	✓
Anti-tip Side Stabilizers	✓	✓	✓
Rear Wheels to Aid Moving	✓	○	○
Adjustable Seat Height	✓	✓	✓
Sinuuous Loop Spring Seat Construction	—	—	✓
Matching Color Undercarriage Cover	—	○	✓

✓: Standard ○: Optional —: Not Available





Ideal for developmentally supportive feeding in NICU's, Nursery & LRDP... gliding motion can be locked-out to minimize reflux.

## Gliding and Rocking Chair Benefits

A University of Rochester NY study revealed that the relaxing and soothing effect of rocking can significantly enhance quality of life for people experiencing loss of autonomy due to dementia. Rocking chair therapy helped reduce the need for pain and anti-anxiety medications while improving psychological and emotional well-being for most users.

In another study, the Child Study Center, School of Medicine at Yale University interviewed 300 families and found that rocking brought benefits to newborn babies and their mothers.

Recognizing the positive effects of gliding/rocking, LPA Medical, Inc. created an ergonomic gliding chair with a patented automatic locking system for safer rocking especially for people who are unsteady and at risk of falling. This chair is marketed under the name Thera-Glide® Safety Glider.

Visit our website for the links to these studies.



## Our products – The complete line



**Comp-Position**  
Positioning Chair



**Dyn-Ergo**  
Scoot Chair



**Evolution**  
Mobility Chair



**Harmony**  
Care Recliner



**Nomad**  
Mobile Comfort



**Optimum**  
Posturo-Pedic  
Positioning Chair



**Wood**  
**Thera-Glide®**  
Safety Glider



**Decorative Metal**  
**Thera-Glide®**  
Safety Glider



**Transitional Style**  
**Thera-Glide®**  
Safety Glider



**Utility**  
Stacking Chair



**Versatile**  
Adjustable Patient  
Room Chair



**Pre-Cure**  
Pressure Relief-Insert  
Ready Cushion



**Anti-Slip Surface**  
Posturo-Pedic  
Positioning Aid

**Contact us for  
more details  
on our range of  
products, or visit  
our website.**



**LPA MÉDICAL INC.** [www.lpamedical.com](http://www.lpamedical.com)  
2527, Avenue Dalton | Québec (Québec) G1P 3S6  
T 418 681-1313 • 800 663-4863 | F 418 681-4488



[www.optimaol.com](http://www.optimaol.com)

**OPTIMA PRODUCTS INC.**  
2230 Edgewood Avenue - STE 3 A  
St. Louis Park, MN 55426, USA  
U.S. Office: (952) 745-0027  
Toll free: 1 888 990-9394 • Fax: (952) 745-0197



*Optima*  
PRODUCTS INC.



**Dyn-Ergo S-150-18 Chair**  
Shown with burgundy vinyl



**Evolution S-250-18 Chair**  
Shown with Silvertex Meteor vinyl

*The solution for safer independent mobility, better positioning,  
improved comfort, enhanced dignity, and fall reduction.*

# ***Dyn-Ergo & Evolution***

**Mobility Chairs**



### Standard Features

- Adjustable seat height.
- Adjustable seat depth.
- Gas spring assisted tilt-in-space with 8 mounting points makes tailored position change easier.
- Adjustable seat back angle.
- Adjustable armrest height.
- New graphite color silver nitrate impregnated powdercoat paint for improved infection control and outstanding durability.



Evolution S-250 Mobility Chair

### New Options

- 1** Fully adjustable elevating leg rest (optional).
  - 2** Full-width padded footboard (optional).
  - 3** Activity tray with clear window (optional).
- Contoured headrest (optional).
  - Quick release seat depth adjustment (optional).
  - Perineal abductor with universal black fixing mat (optional).
  - Adjustable tension backrest (optional).
  - Silver nitrate impregnated Silvertex vinyl for improved infection control (optional).



Dyn-Ergo S-150 Scoot Chair



1



2



3



## Dyn-Ergo & Evolutions Chairs – Options and Accessories

More images showing different configurations can be viewed on our Website: <http://www.lpmedical.com>



Item	Description	S-150	S-250
SA-10	Swing-Away Self-Storing Removable Footrests	✓	—
SA-10L	Left Footrest	✓	—
SA-10R	Right Footrest	✓	—
SA-15	Swing-Away Self-Storing Removable Footrests	—	✓
SA-15L	Left Swing-Away Footrest	—	✓
SA-15R	Right Swing-Away Footrest	—	✓
SA-20	Structural Lateral Supports	✓	✓
SA-30	13" (33cm) Rear Wheels with Handbrakes	✓	—
SA-35	Set of 4 Multi-Directional Total Lock 5" (13cm) Casters	✓	—
SA-40	Activity Tray	✓	✓
SA-40-2	Activity Tray with Clear Window	✓	✓
SA-45	Storage Support for Activity Tray	✓	✓
SA-50	Cervical Support	✓	✓
SA-60	Pre-Cure Cushion Allows the Insertion of Specialty Pressure Management Gels/Foams	✓	✓
SA-70	Heel Support Loops	✓	✓
SA-75	Height Adjustable I/V Pole	✓	✓
SA-80	Increased Seat Depth Option Adjustable from 15 1/2" to 20 3/4" (39cm to 53cm)	✓	✓
SA-85	Quick Release Seat Depth Adjustment	✓	✓
SA-90	Increased Seat Height Option Adjustable from 16 1/2" to 21 1/2" (42cm to 55cm). Conflicts with SA-30 Option.	✓	—
SA-120	Full-Width Padded Footboard (Requires SA-10 Option)	✓	✓
SA-130R	Adjustable Elevating Leg Rest (Right)	✓	✓
SA-130L	Adjustable Elevating Leg Rest (Left)	✓	✓
SA-215 (width)	Adjustable Tension Backrest	✓	✓
RA-03	Lateral Security Straps for Activity Tray	✓	✓
RA-03A	Full Table Security Strap for Activity Tray	✓	✓
RA-19	Perineal Abductor with Universal Black Fixing Mat	✓	✓
RA-23	4" (10cm) Adjustable Lateral Trunk Supports	✓	✓
RA-24	6" (15cm) Adjustable Lateral Trunk Supports	✓	✓
AB-08-H	Contoured Headrest	✓	✓
AE-02	Catheter Drainage Bag Hook	✓	✓

Contract grade leatherette upholstery standard, Silvertex vinyl or Crypton fabric available. Conforms to CA Technical Bulletin 117-2013.

## Technical Specifications

Model	S-150 (Dyn-Ergo)					S-250 (Évolution)				
	16	18	20	22	24	16	18	20	22	24
Maximum Length	58"/147cm					57"/145cm				
Minimum Length	31"/79cm					32"/81cm				
Overall Width	23"/58cm	25 1/2"/65cm	27"/69cm	29"/74cm	30 1/2"/77cm	25 1/2"/65cm	28"/71cm	29 1/2"/75cm	31 1/2"/80cm	33"/84cm
Overall Width with SA-30 Option	27"/69cm	29 1/2"/75cm	31"/79cm	33"/84cm	34 1/2"/88cm	—	—	—	—	—
Maximum Height	54"/137cm					54 1/2"/138cm				
Minimum Height	36 1/2"/93cm					38"/97cm				
Seat Width	15 1/2"/39cm	18"/46cm	19 1/2"/50cm	21 1/2"/55cm	23"/58cm	15 1/2"/39cm	18"/46cm	19 1/2"/50cm	21 1/2"/55cm	23"/58cm
Seat Depth	Adjustable from 13 3/4" to 18" (35 to 46cm)					Adjustable from 16" to 21"/41 to 53cm				
Seat Height	Adjustable from 13 1/2" to 18 1/2"/34 to 47cm					Adjustable from 6" to 9 3/4"/15 to 25cm				
Armrest Height from Seat	Adjustable from 8" to 9 1/2"/20 to 24cm					Adjustable from 95 to 115 degrees				
Seat-to-Backrest Angle	Adjustable from 95 to 115 degrees					Adjustable from 95 to 115 degrees				
Maximum Tilt (Depends on Adjustments)	34 degrees					23 degrees				
Weight without Accessories	46lbs/21kg	49lbs/22kg	52lbs/24kg	62lbs/28kg	65lbs/29kg	70lbs/32kg	73lbs/33kg	76lbs/34kg	86lbs/39kg	89lbs/40kg
Weight Capacity	250lbs/113kg					250lbs/113kg				

Technical specifications are subject to change without notice.

*Upholstery colors depicted in print or on a monitor may differ from the actual fabric color.*

# Dyn-Ergo & Evolution



## Applications

The S-Series Dyn-Ergo Scoot Chair and Evolution mobility chairs promote comfortable and safe independent mobility especially for individuals at risk of falls. The adjustable seat height enables efficient foot propulsion while tilt-in-space reduces sliding, promotes proper posture and helps distribute pressure. The Evolution permits both foot and/or arm propulsion and its center mounted wheelchair wheels are easily operated by users with limited arm strength and range of motion. A wide range of adjustments, sizes, and options makes configuring a Dyn-Ergo or Evolution to individual needs possible and re-assignment easier. Moreover, their friendly appearance, improved mobility and enhanced comfort make them a welcomed alternative to a geriatric chair or wheelchair.

## Our products – The complete line



**Comp-Position**  
Positioning Chair



**Dyn-Ergo**  
Scoot Chair



**Evolution**  
Mobility Chair



**Harmony**  
Care Recliner



**Nomad**  
Mobile Comfort



**Optimum**  
Posturo-Pedic  
Positioning Chair



**Wood**  
**Thera-Glide®**  
Safety Glider



**Decorative Metal**  
**Thera-Glide®**  
Safety Glider



**Transitional Style**  
**Thera-Glide®**  
Safety Glider



**Utility**  
Stacking Chair



**Versatile**  
Adjustable Patient  
Room Chair



**Pre-Cure**  
Pressure Relief-Insert  
Ready Cushion



**Anti-Slip Surface**  
Posturo-Pedic  
Positioning Aid

**Contact us for  
more details  
on our range of  
products, or visit  
our website.**



**LPA MÉDICAL INC.** [www.lpamedical.com](http://www.lpamedical.com)  
2527, Avenue Dalton | Québec (Québec) G1P 3S6  
T 418 681-1313 • 800 663-4863 | F 418 681-4488



[www.optimaol.com](http://www.optimaol.com)

**OPTIMA PRODUCTS INC.**  
2230 Edgewood Avenue – STE 3 A  
St. Louis Park, MN 55426, USA  
U.S. Office: (952) 745-0027  
Toll free: 1 888 990-9394 • Fax: (952) 745-0197



*Optima*  
PRODUCTS INC.



*Redesigned to improve caregiving for highly involved residents/patients needing comfort, proper positioning, position change, pressure management, and lift/transfer assistance.*

# **Optimum**

*Posturo-Pedic Positioning Chair*



### Standard Features

- Adjustable seat depth for proper fitting. Layered density foam seat construction improves comfort and pressure management.
- Adjustable backrest recline with lumbar support; upper backrest folds down to aid in repositioning, back-care, lift sling placement and transfers.
- Adjustable tilt-in-space reduces sliding & slumping, redistributes pressure, and enhances comfort.
- Adjustable, independently operated elevating leg rest with adjustable foot support.
- Adjustable height arms w/polyurethane armrests for proper fitting and comfort. Arms drop below seat for lateral transfers.
- Five inch non-marking casters (rear total-lock casters, 1 front directional lock and 1 swivel). (24" wheelchair wheel option available).
- Lifetime warranty on welded steel frame.



AE-01



Adjustable Tilt-in-Space



Folding upper backrest

### New Improved Features




1P-02

- 1 A curved seat cushion with 1" memory foam over two layers of 1" differing density high resilience foam for superior comfort and pressure management. An air cell membrane layer and the moisture proof non-biased stretchable polyurethane cover reduce shear.
- 2 Leg rest now tucks slightly under the seat to improve the placement of feet for safer ingress and egress.
- 3 A locking collar adjusts to limit the backrest recline to between 102 to 145 degrees.

- Steel frame powder coated in new graphite gray with silver nitrate additive; polyurethane armrests also contain silver nitrate\*.
- New optional Silvertex vinyl impregnated with silver nitrate\*.

\*Silver nitrate is a bactericide added in the manufacturing process to help prevent infections.



## Optimum 1300 Chair – Options and Accessories

More images showing different configurations can be viewed on our Website: <http://www.lpamedical.com>



Item	Description
AA-03	Lowered Seat 2" (5cm)
AA-04	Seat Pan for Specialized Cushions
AA-05	Safety Belt
AA-06	Side Bolsters 1", 1 ½", and 2" (2.5cm, 4cm, and 5cm)
AB-01	Contoured Back Cushion
AB-02	Upper Back Cushion Extension 3" (7.6cm)
AB-03	Upper Back Cushion Extension 7" (18 Cm)
AB-04	Adjustable Lateral Trunk Support 4" (10cm)
AB-05	Adjustable Lateral Trunk Support 6" (15cm)
AB-06	Adjustable Shoulder Support
AB-07	Cervical Support
AB-08	Contoured Headrest
AB-09	Adjustable Back Tension
AB-12	Adjustable Structural Lateral Supports
AC-01-(Width)	Opaque Activity Tray
AC-03-(Width)	Activity Tray with Clear Window
AC-04-(Width)	Padded Leatherette Tray Cover
AC-07	Left or Right Support for Hemiplegics
AD-01	Padded Leatherette Footboard Cover
AD-02	Lateral Leg Protector
AD-03	Footboard Extension + 2" (5cm)
AD-04	Elevating Footrest Cushion 2" (5cm) or Customized
AD-05	X-Large Footboard
AE-01	Adjustable I/V Pole
AE-02	Catheter Drainage Bag Hook
RA-01-HD	Reinforced Thermoformed Tray (Must Be Ordered with Activity Tray)
RA-19	Universal Perineal Abductor Kit with Black Fixing Mat
1P-01	Mobility Package

### Technical Specifications

Model		1300-18	1300-20	1300-22	1300-24
CHASSIS	Min. Length, Upright	38" / 97cm			
	Max. Length, Reclining	68" / 173cm			
	Overall Width	23 ½" / 60 cm	26 ½" / 67 cm	29 ¼" / 74 cm	29 ¼" / 74 cm
	Overall Width (Mobility Package)	27 ½" / 70 "cm	32 ½" / 83 cm	35 ¾" / 91 cm	35 ¾" / 91 cm
	Seat to Floor Height	20 ½" / 52cm			
	Overall Height	48 ¼" / 123cm			
	Overall Height with Folded Upper Backrest	35 ¾" / 91cm			
CUSHIONS	Seat Width	17 ¾" / 45 cm	20 ½" / 52 cm	22" / 56 cm	24" / 61 cm
	Seat Depth	15 ½" to 19" / 39 to 48 cm			
	Seat Back Height	29 ½" / 75 cm			
	Lower Backrest Height	16" / 41 cm			
ADJUSTMENTS	Backrest Reclining Angle	102 to 145 degrees			
	Seat Tilt Angle	0 to 30 degrees			
	Seat / Leg Rest Angle	80 to 132 degrees			
	Armrest Height	0 to 8 ½" / 0 to 22 cm • 0 to 11" / 0 to 28 cm with AA-03 option			
	Total Weight w/o Accessories	85 lbs / 39 kg	90 lbs / 41 kg	95 lbs / 43 kg	
	Weight Capacity	300 lbs / 136 kg		450 lbs / 204 kg	

Please note that technical specifications are subject to change without notice.

*Upholstery colors depicted in print or on a monitor may differ from the actual fabric color.*



## A reference in healthcare

For over 25 years the Optimum Posturo-Pedic Positioning Chair has provided a means for otherwise bedbound residents to safely be moved from bed to where they can more fully engage with their environment. With Tilt-In-Space providing correct positioning, the new Optimum has evolved to make care-giving easier, safer, and more cost effective. Newly engineered multi-density cushions reduce pressure for superior comfort and better decubitus prevention during extended sitting. The patient lift compatible design and drop arms reduce injuries during transfers while a range of seat widths, options, and positioning accessories make configuring a chair to individual needs easier. The new Optimum is designed to improve quality of care, enhance quality of life, and control healthcare costs.

## Our products – The complete line



**Comp-Position**  
Positioning Chair



**Dyn-Ergo**  
Scoot Chair



**Evolution**  
Mobility Chair



**Harmony**  
Care Recliner



**Nomad**  
Mobile Comfort



**Optimum**  
Posturo-Pedic  
Positioning Chair



**Wood  
Thera-Glide®**  
Safety Glider



**Decorative Metal  
Thera-Glide®**  
Safety Glider



**Transitional Style  
Thera-Glide®**  
Safety Glider



**Utility**  
Stacking Chair



**Versatile**  
Adjustable Patient  
Room Chair



**Pre-Cure**  
Pressure Relief-Insert  
Ready Cushion



**Anti-Slip Surface**  
Posturo-Pedic  
Positioning Aid

**Contact us for  
more details  
on our range of  
products, or visit  
our website.**



**LPA MÉDICAL INC.** [www.lpamedical.com](http://www.lpamedical.com)  
2527, Avenue Dalton | Québec (Québec) G1P 3S6  
T 418 681-1313 • 800 663-4863 | F 418 681-4488



[www.optimaol.com](http://www.optimaol.com)

**OPTIMA PRODUCTS INC.**  
2230 Edgewood Avenue - STE 3 A  
St. Louis Park, MN 55426, USA  
U.S. Office: (952) 745-0027  
Toll free: 1 888 990-9394 • Fax: (952) 745-0197





Product colors shown are Burgundy  
and Musroom/Cocoa Leatherette

*Designed Specifically for  
Health Care Facilities*

## *Optima Lift Chair*

All the features you need in an institutional grade Lift Chair including Class 1 hospital grade electronics, contract grade moisture impermeable fabrics, wall-saver design, and removable chaise seat cushion for easier cleaning.

# Optima Lift Chair

Everything about the Optima Lift Chair is made with today's busy healthcare facility in mind. It's removable chaise cushion and moisture-impermeable fabric make the Optima Lift Chair easy to clean and disinfect. A compact wall saver design lets you place the Optima Lift Chair where ordinary reclining lift chairs won't fit.

The hand held controller permits left hand, right hand, or attendant operation. A variety of Crypton and leatherette fabrics compliment any decor. Customer's Own Material (COM) welcome.

Safety and durability issues are answered with a full chaise leg rest that covers the recliner mechanism, pinch-point-free design, a wide extra stable all steel base, a hefty 375 lb. lifting capacity, CA 117 compliant construction, HR Foam, Heavy-Duty, UL Approved, Class 1 DC Motors, Hospital Grade Electronics and a lifetime limited warranty on the lift mechanism. The Optima Lift Chair...it's the one that meets your facility's specifications.

## Designed Specifically for Health Care Facilities

### All the healthcare features you need in a Lift Chair:

**Cleanability** – Impermeable fabric covers all surfaces, even underneath the removable chaise cushion.

**Safety** – Chaise leg rest covers recliner mechanism. No pinch points, wide stable base.

**Wall Saver Design** – Only 4 inches of clearance needed.

**Crypton, Leatherette, or COM fabrics** – We'll source, grade, and provide designer specified fabrics.

**Exceptional durability** – Heavy duty lift mechanism with hospital grade electronics.

**Fire Codes Compliance** – Meets CA 117 and NFPA Life Safety Codes.

**Whisper quiet, Class 1 heavy-duty DC motor-with built-in override protection, automatically shuts down if the ottoman is obstructed during elevation.**


**Range of Styles & Sizes** – 2-Pillow, Waffle or Bolster Back, Petite & Regular sizes available...call about extra large.



Wall-Saver design requires only 4 inches of wall clearance, uses less floor space and protects walls from costly, unsightly damage.



Available in Two-Pillow, Waffle or Bolster back style. Optima Lift Chairs are specially designed and sized for healthcare facilities.



Chairs feature moisture impermeable fabrics and a removable chaise cushion for thorough cleaning and disinfecting. Fabric choices include Crypton, Leatherette and COM.



The hand-held controller permits left hand, right hand, or attendant operation.



Heavy-Duty, UL Approved, Class 1 DC Motors, Hospital Grade Electronics and a lifetime limited warranty on the lift mechanism.

### Technical Specifications

Overall Length Upright	36" (91.4 cm)
Overall Length Reclined	64" (162.6 cm)
Overall Width	33" (83.8 cm)
Overall Height Upright	43" (109.2 cm)
Back Width	30" (76.2 cm)
Seat Width between Armrests	21" (53.3 cm)
Seat Height to Floor	19" (48.3 cm)
Seat Depth	20" (40.8 cm)
Armrest Height above Seat	7" (17.8 cm)
Seat to Top of Back	29" (73.7 cm)
Weight Capacity	375 lbs (170.1 kg)
Weight	130 lbs (59.97 kg)
Shipping Weight	150 lbs (68.04 kg)
Truck Ship	
Meets CA TB 117 & NFPA Life Safety Codes	
TB 133 Available	

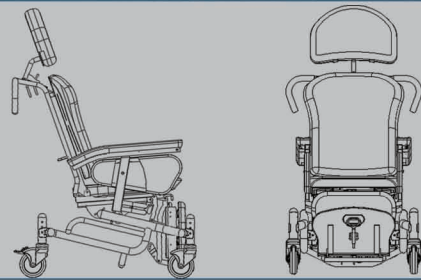


1940 Country Club Road  
Long Lake, MN 55356  
Toll Free: 888-990-9394  
PH: .952.745.0027 Fax: 952.745.0197  
Email: [optima@optimaol.com](mailto:optima@optimaol.com)  
Web: [www.optimaol.com](http://www.optimaol.com)

LPA Medical, Inc.  
460 Desrochers, Suite 150D  
Quebec City, Quebec G1M1C2 Canada  
Toll Free: CAN: 800.663.4863, INT: 888.845.6447  
Fax: 418.681.4488  
[www.lpamedical.com](http://www.lpamedical.com)

Authorized Distributor





#### TECHNICAL SPECIFICATIONS:

• Overall width:	25.75" (65.4 cm)
• Overall length, (upright w/legrest retracted):	34.5" (87.6 cm)
• Overall length, (reclined & tilted w/legrest extended):	65" (165.1 cm)
• Overall height, (upright w/legrest retracted):	53.25" (135.3 cm)
• Seat / floor height:	19" to 21" (48.3 to 53.3 cm)
• Seat width between armrests:	16.25" to 19.25" (41.3 cm to 48.9 cm)
• Seat depth:	15.5" to 19.5" (39.4 to 49.5 cm)
• Backrest height from seat:	22.5" (57.6 cm)
• Backrest height with headrest:	34" (86.4 cm)
• Legrest length (close):	16.5" to 18.5" (41.9 cm to 47 cm)
• Legrest extension:	4.75" to 5.75" ( 12 cm to 14.6 cm)
• Armrest height:	7.25" to 12.25" (18.4 cm to 31.1 cm)
• Maximum tilt:	45°
• Seat / backrest angle:	Adjustable 90° to 115°
• Total weight w/o accessories:	104 lbs ( 47 kg )
• Weight capacity:	250 lbs ( 114 kg )

\*\*Ships Common Carrier. \* Contract grade leatherette upholstery standard.  
Crypton™ fabric available. Conforms to CA Technical Bulletin 117.



THE COMPLETE POSITIONING CHAIR.

## Comp-Position Tilt-In-Space

THE COMPLETE POSITIONING CHAIR.

Optima Products, Inc.  
1940 Country Club Road, Long Lake, MN 55356, U.S.A.  
Phone: 952-745-0027, 888-990-9394 Fax: 952-745-0197  
www.optimaol.com



LPA Médical, Inc.  
460, Desrochers, Québec, (Qc), Canada, G1M 1C2  
Tel: 418-681-1313, 800-663-4863 Fax: 418-681-4488  
www.lpamedical.com



SERIES -O-  
POSITIONING  
CHAIR

Developed in cooperation with adaptive seating and positioning professionals, the *Comp-Position* Chair offers complete adjustability for complete positioning.

The *Comp-Position* meets the needs of highly involved individuals requiring maximum positioning, comfort, and safety.

## Comp-Position Tilt-In-Space

Complete Adjustability means Complete Positioning



# Comp-Position

## Tilt-In-Space

### LISTENING TO YOUR NEEDS:

### ACCESSORIES AND OPTIONS:



#### 2- Completely Adjustable:

- Adjustable Seat Height.
- Adjustable Seat Depth.
- Adjustable Seat Width.
- Adjustable Armrest Height.
- Adjustable Legrest Elevation.
- Adjustable Foot-Support ... length automatically adjusts as legrest elevates.
- Adjustable Tilt-in-space to 45°.
- Adjustable Backrest Angle.
- Adjustable Headrest Height and Contour.
- Complete line of adjustable accessories and options.
- Adjustable Backrest Recline Angle (optional).

#### 1- Complete Solutions:


- All the adjustability, positioning accessories, and options you'll need to customize the chair for a perfect fit.
- The *Comp-Position* can be reconfigured for reassignment to other users reducing inventory and costs.

#### 4- Complete Safety, Durability, and Longevity:

- Rear total-lock casters and front steering lock casters for controlled transport and secure transfers.
- Excellent stability, security, and strength.
- Durable polyurethane armrest pads.
- Interchangeable and replaceable cushions, parts, and accessories.
- Limited lifetime warranty on steel-frame.

#### 3- Completely Easy:

- Gas cylinder assisted position change for easier operation and minimum strain to caregivers.
- Ergonomic push handle.
- Foot support stores under chair for better positioning during transfers.
- Easy mobilization with precision bearing caster ... Optional 13" & 19" rear wheels for easier transport on carpets and uneven surfaces.
- Removable cushions for easy and thorough cleaning.
- Compact design for better maneuverability... occupies less space.
- Accessories install and transfer from chair to chair for easier reconfiguration and reassignment.
- Seat width adjusts to fit a variety of users reducing inventory and costs.



OA-01 - Side bolsters 1 1/2"  
OA-02 - Perineal abductor pad  
OA-03 - Removable armrests  
OA-04 - PRE-CURE cushion  
OB-01 - Adjustable contour headrest  
OB-02 - Adjustable back tension  
OB-03 - Lateral trunk support 4" (10 cm)  
OB-04 - Lateral trunk support 6" (15 cm)

OB-05 - Lateral supports  
OB-06 - Shoulder supports  
OB-07 - Gas cylinder assisted back angle adjustment 98° to 135°  
OC-01 - Activity tray  
OC-02 - Clear activity tray  
OC-03 - Padded leatherette tray cover  
OC-04 - Hemiplegic armrest pad

OD-01 - Padded leatherette foot-support cover  
OD-02 - Lateral legs protectors  
OD-03 - Elevating footrest cushion  
OE-01 - 13" rear wheels with central brake  
OE-02 - 19" rear wheelchair wheels with handbrakes  
OE-03 - IV pole





*Optima*  
PRODUCTS INC.




*The perfect balance between  
comfort and function*

# ***Harmony***

*All Purpose Healthcare Reclining Chair*

## Standard Features

- A highly comfortable recliner offering excellent support and positioning built on an attractive yet durable tubular steel frame.
- Two 4" total lock swivel casters (diagonally positioned for secure locking), one front directional lock swivel caster for steering control during transport, and one rear swivel caster.
- Comfortable removable/replaceable cushions using high quality high resiliency foams and upholstered in contract/healthcare grade leatherette (Silvertex vinyl with bacteria-fighting defense or Crypton fabric available).
- Wide padded armrests for comfort during prolonged sitting.
- Occupant operated recline with adjustable back angle.
- High back design with push bar.
- Highly adjustable; features adjustable seat height, seat depth, initial seat angle, and backrest angle.
- Wide range of options and accessories permits configuring the chair for a variety of applications.



**C-C15**

A lever locks the leg rest and recline angle in the desired position.

## New Features

- Lever activated Locking Mechanism (C-C15 option) maintains the desired leg rest/recline position to optimize comfort and proper positioning.
- New graphite color silver nitrate impregnated powdercoat paint for improved infection control and outstanding durability.
- Silver nitrate impregnated Silvertex vinyl for improved infection control (optional).
- Now available in two widths, 17" (43cm) and standard 20" (51cm).



Chair shown with optional C-C15 leg rest/recline position lock.



## Harmony Chair – Options and Accessories

More images showing different configurations can be viewed on our Website: <http://www.lpamedical.com>



C-C1



C-C2



C-C3



C-C4



C-C6



C-C7



C-C8



C-C9




C-C10



C-C11



AB-08H



AE-02



RA-03



RA-03A



RA-19



RA-24



RB-18

Item	Description
C-C1	Left and/or Right Lateral Tray
C-C2	Adjustable Elbow Supports
C-C3	Adjustable I/V Pole, Rear Installation
C-C3A	Adjustable I/V Pole, Front Installation
C-C3B	Adaptor for IV Pole with 1/2" Round Tube
C-C4	Elevating Foot Cushion
C-C5	Four (4) Swivel Wheels with Brake
C-C6	Self-Storing and Removable Footrests
C-C7	Side Comfort Cushions
C-C8	Opaque Activity Tray
C-C8-2	Activity Tray with Clear Window
C-C9	Lateral Support Bracket for Storing Activity Tray
C-C10	Pre-Cure Cushion Allows the Insertion of Specialty Pressure Management Gels/Foams
C-C11	Inclined Armrest for Blood Sampling
C-C15	Leg Rest/Recline Position Lock Mechanism
AB-08H	Contoured Headrest
AC-04	Leatherette Padded Tray Cover
AE-02	Catheter Drainage Bag Hook
RA-03	Lateral Safety Straps for Activity Tray
RA-03A	Full Table Security Strap - Secures Table Around Back
RA-19	Universal Perineal Abductor Kit with Black Fixing Mat
RA-23	4" (10cm) Lateral Trunk Supports with Backrest Canvas
RA-24	6" (15cm) Lateral Trunk Supports with Backrest Canvas
RB-18	Cervical Support

Upholstery – Contract grade leatherette or optional Crypton. Meets CA Technical Bulletin 117-2013.

## Technical Specifications

Model	C-207-17	C-207-20
Overall Width	25 ½" / 65cm	28 ½" / 72cm
Closed Length	36 ½" / 93cm	
Opened Length	70" / 178cm	
Closed Height	46 ½" / 118cm	
Seat / Floor Height	Adjustable from 17 ½" to 20 ½" (44 to 52cm)	
Seat Width	17 ¼" / 44cm	20 ¼" / 51cm
Seat Depth	Adjustable from 17" to 18 ½" (43 to 47cm)	
Seat / Backrest Angle	Adjustable from 95° to 108°	
Weight w/o Accessories	75 lbs / 34kg	80 lbs / 36kg
Weight Capacity	250 lbs / 114kg	

Please note that technical specifications are subject to change without notice.

*The colors shown can be different from the real product.*



## Applications

The Harmony is the most versatile chair in its class thanks to its unique design. It offers excellent value for the money. With its exceptional comfort it can be used for blood sampling, specific treatments, general or geriatric care and prolonged sitting. Ideal for palliative care where comfort and position change is important. Its new optional leg rest/recline position lock sets it apart from common care recliners on the market. Furthermore, its design and new graphite powder coat make it more attractive and less clinical looking.

## Our products – The complete line



**Comp-Position**  
Positioning Chair



**Dyn-Ergo**  
Scoot Chair



**Evolution**  
Mobility Chair



**Harmony**  
Care Recliner



**Nomad**  
Mobile Comfort



**Optimum**  
Posturo-Pedic  
Positioning Chair



**Wood**  
**Thera-Glide®**  
Safety Glider



**Decorative Metal**  
**Thera-Glide®**  
Safety Glider



**Transitional Style**  
**Thera-Glide®**  
Safety Glider



**Utility**  
Stacking Chair



**Versatile**  
Adjustable Patient  
Room Chair



**Pre-Cure**  
Pressure Relief-Insert  
Ready Cushion



**Anti-Slip Surface**  
Posturo-Pedic  
Positioning Aid

**Contact us for  
more details  
on our range of  
products, or visit  
our website.**



**LPA MÉDICAL INC.** [www.lpamedical.com](http://www.lpamedical.com)  
2527, Avenue Dalton | Québec (Québec) G1P 3S6  
T 418 681-1313 • 800 663-4863 | F 418 681-4488



[www.optimaol.com](http://www.optimaol.com)

**OPTIMA PRODUCTS INC.**  
2230 Edgewood Avenue – STE 3 A  
St. Louis Park, MN 55426, USA  
U.S. Office: (952) 745-0027  
Toll free: 1 888 990-9394 • Fax: (952) 745-0197



**Nomad Z-45 Chair**

*Shown with Z-C2-A and Z-C4-A options  
and Silvertex Blackberry vinyl upholstery*



**Versatile Z-15 Chair**

*Shown with Z-C2-A and Z-C4-A  
options and Silvertex Sapphire  
vinyl upholstery*



**Versatile Z-25 Chair**

*Shown with Z-C3-A, Z-C9,  
RB-18 options and Silvertex  
Meteor vinyl upholstery*

Since the early 2000s the Versatile chairs have been an adaptable healthcare seating solution ideal for long-term care facilities, hospitals, and healthcare clinics. Now they have been completely redesigned to better adapt to an aging clientele.

# Versatile & Nomad

Mobile and Stationary Chairs



### New Improved Features

- Metal frame and upholstery completely redesigned for improved comfort and a new contemporary look.
- Height adjustable feet with double-action (unscrew & pull) captive plunger indexers.



- Silver nitrate imbued Silvertex vinyl for improved infection control.
- Zippered back allows easy access to elastic bands which can be moved, removed or added to adjust back tension (optional zipper-less backrest available).
- Z-25 model with adjustable seat tilt angle configured through easy to use multi-position telescopic support.
- Two available tool-less seat depth adjustment and backrest recline options: telescopic support-operated (Z-C3A option) or gas spring-assisted enabled by a side hand lever (Z-C4-A option).

### Standard Features

- Exceptionally comfortable, ergonomic chair with a clean, ultra-light yet durable steel frame. Our durable baked enamel finish contains an antimicrobial additive.
- Comfortable removable/replaceable cushions using quality High Resiliency foams upholstered in healthcare grade Silvertex vinyl imbued with bacteria-fighting and antimicrobial silver nitrate. Optional vinyls or Crypton fabrics are available.
- Backrest with removable elastic bands to adjust tension and comfort.
- Extended armrests with ergonomic palm grips correctly position hands over the feet for safer ingress/egress. Made of polyurethane imbued with silver nitrate.



Z-C2-A



RB-18

Z-C9

### Models

Available in three models with a wide range of options:

- Fixed seat Z-15 model.
- Adjustable seat tilt angle Z-25 model (multi-position telescopic support).
- Adjustable seat tilt angle Z-45 model with wheels (three 4" total lock swivel casters and one front directional lock swivel caster for steering control during transport).



Z-15

Shown with optional zipper-less backrest



Z-25

Shown with Z-C3-A option



Z-45


## Versatile & Nomad Chairs – Options and Accessories

Visit our Website for more images with various options and configurations: <http://www.lpamedical.com>

Item	Description	Z-15	Z-25				Z-45
			17	20	24	28	
AE-02	Universal Support for Catheter Drainage Bag	○	○	○	○	○	○
Z-C1A	Seat Height Adjustment from 52 to 6 cm (20 ½" to 23 ½")	○	○	○	○	○	—
Z-C2-A	Gas Spring Assisted Seat Tilt Angle*	—	○	○	○	✓	○
Z-C3-A	Tool-Less Seat Depth Adjustment and 4-Position Telescopic Support-Operated Backrest Recline	—	✓	○	✓	✓	○
Z-C4-A	Tool-Less Seat Depth Adjustment and Gas Spring-Assisted Backrest Recline*	—	○	○	○	○	○
Z-C5	Rear Wheels to Facilitate Chair Transport (not to be used with a seated person)	○	○	○	○	✓	—
Z-C6	Lateral Support Bracket for Storing Activity Tray	○	○	○	○	○	○
Z-C6A	Rear Support Brackets for Storing Activity Tray	○	○	○	○	—	○
Z-C8	Pre-Cure Cushion Allows the Insertion of Specialty Pressure Management Gels/Foams	○	○	○	○	○	○
Z-C9	Upholstered Side Panels	○	○	○	○	○	✓
Z-C10	Folding Self-Storing Lateral Table	○	○	○	○	○	○
Z-C11	Friction Reducing Leg Tips	○	○	○	○	○	—
Z-C14	Opaque Activity Tray	○	○	○	○	○	○
Z-C15	Activity Tray with Lexan Window	○	○	○	○	○	○
Z-C18	Self-Storing and Removable Footrests	—	—	—	—	—	○
Z-C130L	Left Elevating Leg Rest	○	○	○	○	○	○
Z-C130R	Right Elevating Leg Rest	○	○	○	○	○	○
RA-03	Lateral Table Security Straps - secures table to armrests	○	○	○	○	○	○
RA-03A	Full Table Security Strap - secures table around back	○	○	○	○	○	○
RA-19	Universal Perineal Abductor Kit with Black Fixing Mat	○	○	○	○	○	○
RA-23	4" (10cm) Lateral Trunk Supports with Backrest Canvas	○	○	○	○	○	○
RA-24	6" (15cm) Lateral Trunk Supports with Backrest Canvas	○	○	○	○	○	○
RB-18	Cervical Support	○	○	○	○	○	○

✓: Standard ○: Optional —: Not Available

\* Z-C2-A and Z-C4-A options automatically come with Z-C9 option.



### Technical Specifications

Model	Z-15 / Z-25			Z-25-28**	Z-45
	17	20	24		
Length	28" / 71 cm			TBD	30 ½" / 77 cm
Width	23 ½" / 60cm	27 ½" / 70cm	30 ½" / 77cm		27 ½" / 70cm
Height	41" to 44" 104 to 112cm	44" to 47" / 112 to 119cm			45" / 114cm
Seat Width	17" / 43cm	21" / 53cm	24" / 61cm		21" / 53cm
Seat Depth	17 ½" / 45cm				17 ½" / 45cm
Seat Depth (with Z-C3-A or Z-C4-A option)	Adjustable from 15 ¾" to 19 ¼" / 40 to 49cm				15 ¾" to 19 ¼" 40 to 49cm
Seat Height from Floor	Adjustable from 16 ½" to 19 ½" / 42 to 50cm				17 ½" / 44cm
Weight w/o Accessories (Z-15)	30 lbs / 14kg	34 lbs / 15kg	37 lbs / 17kg		---
Weight w/o Accessories (Z-25 / Z-45)	32 lbs / 15kg	36 lbs / 16kg	41 lbs / 19kg		41 lbs / 19kg
Maximum Capacity	300 lbs / 136kg		450 lbs / 204kg		250 lbs / 114kg

\*\*The Z-25-28 model will be available in January 2016. Contact a sales representative for more details on the Z-20-28. Standard contract/healthcare grade Silvertex vinyl, Crypton fabric available. Meets CA Technical Bulletin 117-2013.

Technical specifications are subject to change without notice.

*Upholstery colours depicted in print or on a monitor may differ from the actual fabric colour.*



## Applications

Since the early 2000s the Versatile chairs have been an adaptable healthcare seating solution ideal for long-term care facilities, hospitals, and healthcare clinics. Because needs change and to better adapt to an aging clientele, we have redesigned them completely.

Both the Versatile stationary chair and Nomad mobile chair configurations now feature standard and optional adjustments that can be performed without requiring tools. Our Powdercoat finish and upholstery are imbued with bacteria-fighting silver nitrate for enhanced infection control. With its improved comfort and new contemporary look, the Versatile chair can be used at home as well as in acute or long-term care settings. Its wide range of standard adjustments, options and accessories can help with recovery and maintaining autonomy.



## Our products – The complete line



**Comp-Position**  
Positioning Chair



**Dyn-Ergo**  
Scoot Chair



**Evolution**  
Mobility Chair



**Harmony**  
Care Recliner



**Nomad**  
Mobile Comfort



**Optimum**  
Posturo-Pedic  
Positioning Chair



**Wood  
Thera-Glide®**  
Safety Glider



**Decorative Metal  
Thera-Glide®**  
Safety Glider



**Transitional Style  
Thera-Glide®**  
Safety Glider



**Utility**  
Stacking Chair



**Versatile**  
Adjustable Patient  
Room Chair



**Pre-Cure**  
Pressure Relief-Insert  
Ready Cushion



**Anti-Slip Surface**  
Posturo-Pedic  
Positioning Aid

**Contact us for  
more details  
on our range of  
products, or visit  
our website.**







**ADAPTABLE, FUNCTIONAL AND STURDY**

**SERIES -U-  
MULTIPURPOSE  
ARMCHAIR**

# ***UTILITY***

*The stackable Utility chair is intended for multiple uses.  
Comfortable and of superior durability.*

# SERIES -U- MULTIPURPOSE ARMCHAIR

# UTILITY

## ADAPTABLE, FUNCTIONAL AND STURDY

The **U-110 Model** Utility chair (shown at left) was designed according to specific criteria dictated by seating and positioning specialists and health care professionals. Its ergonomic design and the quality of its upholstery make it very comfortable. Its 16 gauge welded steel frame gives it superior strength and durability. It is highly stable in all directions thanks to its wide base. The UTILITY chair is stackable and can be used in common areas, dining rooms or bedrooms, and will surely meet your needs.

In long-term care, general purpose chairs are subject to intensive use. Chairs will be moved while patients are seated to bring them to a dining table, a restroom sink or to various activities. Such displacements may raise the risk of injuries to health care attendants, and incur equipment failures.


The **U-120 Model** Utility chair (shown at right) was designed with unique features to meet these particular uses. It benefits from an even stronger frame, and the seat-to-floor height can be set from 16" to 19" thanks to its adjustable legs. Safe moving of a patient is facilitated by the feet gliders and the ergonomic hand grip at the chair's back. The U-120 Model is also available in 24" width for obese patients.



U-110 Model  
fixed height



U-120 Model  
Adjustable height  
as standard



U-C1 Option  
(U-110 only)



U-C5 Option



Standard adjustable  
legs on U-120  
and U-120-24






## STANDARD FEATURES

- High Resiliency upholstery
- Ergonomic
- Strong and durable 16 gauge steel frame
- Forward positioned hard wood armrest for safer egress
- Wide sturdy base provides optimum stability and safety.
- Replaceable cushions.
- U-120 and U-120-24 models are equipped with gliding tips as standard.

## OPTIONS AND ACCESSORIES

- U-C1 Gliding leg tips kit (for U-110 chair only)
- U-C5 Black plastic armrests.

## TECHNICAL SPECIFICATIONS (no options)

			
Model	U-110	U-120	U-120-24
Overall Depth	21 1/2" / 55 cm	25 1/2" / 65 cm	25 1/2" / 65 cm
Overall Width	22 3/4" / 58 cm	23 1/2" / 60 cm	26 1/4" / 67 cm
Overall Height	32 3/4" / 83 cm	31" to 34" / 79 to 86 cm	see U-120
Width Between Armrests	18 1/2" / 47 cm	19 1/4" / 49 cm	22 1/4" / 57 cm
Seat Depth	17 3/4" / 45 cm	17 3/4" / 45 cm	17 3/4" / 45 cm
Seat-to-floor Height	18 1/4" / 46 cm	16" to 19" / 41 to 48 cm	see U-120
Weight	19 lbs. / 8.6 kg	25 lbs. / 11.4 kg	31 lbs. / 14 kg
Weight Capacity	250 lbs. / 113 kg	350 lbs. / 159 kg	450 lbs. / 204 kg

Contract grade leatherette upholstery standard. Crypton™ fabric available.  
Conforms to CA Technical Bulletin 117.

LPA MÉDICAL Inc.  
460, Desrochers, Bureau 150  
Quebec (Qc), Canada, G1M 1C2  
Tel: (418) 681-1313  
1 800 663-4863  
Fax: (418) 681-4488  
www.lpamedical.com





# ***Posturo-Pedic Anti-Slip Surfaces***

*The Key to Good Posture*



# Posturo-Pedic Anti-Slip Surfaces



Prevention through good posture.

## Applications

LPA Posturo-Pedic Anti-Slip Surfaces aid in the positioning of a person in a chair or bed to help prevent slouching, slumping, and sliding forward. Posturo-Pedic Anti-Slip Surfaces contain fabric strips made of oriented fibers that when placed one above the other, allow slippage in one direction, but not in the opposite direction. Our Anti-Slip Surfaces promote the proper positioning of residents while helping reduce the risk of injury to caregivers who otherwise must repeatedly boost slumping/sliding residents up.

Today's rapidly evolving resident care practices and risk management environment led us to improve our range of Anti-Slip Surfaces. Our Anti-Slip Surfaces are now thinner, water-repellent, and easier to clean. The nylon over rubber laminate process makes them disinfectant compatible, wrinkle resistant, and highly durable for a longer useful lifetime. A shorter drying time after cleaning helps keep our Posturo-Pedic Anti-Slip Surfaces in use on chairs and beds to promote proper positioning and limit losses.

## Technical Specifications

Model	07-1050	07-2050	07-2060	07-3050	07-3060	07-4050
Type	Sleeve	Sleeve	Wallet with handle	Sleeve with side handles (bariatric)	Wallet with handle	Wallet with side handles for bed
Width	13 ½" (34 cm)	17" (43 cm)	17" (43 cm)	21" (53 cm)	21" (53 cm)	32" (81 cm)
Length	17 ½" (44 cm)	17 ½" (44 cm)	52" (132 cm)	21" (53 cm)	52" (132 cm)	40" (102 cm)

Please note that technical specifications are subject to change without notice.

## Composition

Fabric strips made of nylon unidirectional fibers (2 strips standard, 3 strips for bariatric and bed models) laminated on non-skid rubber.




07-1050



07-2050



07-2060



07-3050



07-3060



07-4050

N.B. Models with non-laminated composition (nylon, middle fabric and perforated non-skid fabric) are still available. Just append the letter K to desired product code.



Former model



**LPA MÉDICAL INC.** [www.lpamedical.com](http://www.lpamedical.com)  
2527, Avenue Dalton | Québec (Québec) G1P 3S6  
T 418 681-1313 • 800 663-4863 | F 418 681-4488



[www.optimaol.com](http://www.optimaol.com)

**OPTIMA PRODUCTS INC.**  
2230 Edgewood Avenue - STE 3 A  
St. Louis Park, MN 55426, USA  
U.S. Office: (952) 745-0027  
Toll free: 1 888 990-9394 • Fax: (952) 745-0197