

TR 2000/3000

Shower Trolleys



Specifications

Length	1600/1900/2100 mm (63"/75"/83")
Width	705 mm (27 3/4")
Height	625-925 mm (24 1/2" - 36 1/2"), Standard 685-985 mm (27" - 39"), High chassis, option
Working Load Limit	150 kg (330 lbs)
Chassis	Powder coated stainless and zinc plated steel
Castors	Two castors with brakes and two with straight steering
Control	Foot control for height adjustment
Mattress, pillow	Flame retardant material - Grey (Standard)/Yellow or Blue (Option)
Battery (TR 3000)	Rechargeable, 24 V



Registered at Medical Products Agency, Sweden,
as a MD Class 1 product, MDD 93/42EEC.

The shower trolley that makes the showering and transferring easier for attendants

The TR 2000/3000 Shower trolley is unique with its side mounted column, allowing the trolley stretcher to overlap the bed further for a safe and easy person transfer. The trolley assists and functions already at the bed side allowing the attendant to have easy access to the trolley controls including height adjustment, stretcher tilt, castor brakes and straight steering.

The protective side rails are lowered when the stretcher is located over the bed and without any heavy lifting for the attendant, the person is easily, gently and safely positioned on the trolley mattress. The trolley side rails are then secured before transporting away from the bed.

The side rail on the attendant side is hinged so that it will fold all the way down. This makes it easier for the attendant to handle the person during transfer. The trolley stretcher has drains at both ends allowing the person to be positioned in either direction. There is no head or foot end specified.



TR 3000 - Back of chassis



TR 2000 - Back of chassis



TR 2000 and 3000 - High chassis

TR EQUIPMENT

TR EQUIPMENT AB PO Box 116, S-573 22, TRANÅS, SWEDEN
TR GROUP INC. 2990 NORTH PERRYVILLE RD, SUITE 2300, ROCKFORD, IL 61107, USA
TR EQUIPMENT UK LTD. INNOVATION CENTRE, GALLOWES HILL, WARWICK CV34 6UW ENGLAND
TRANSPORHAMED GMBH GRÜNBAUMSTR. 89 42659 SOLINGEN, GERMANY

Phone: +46 140-38 50 60 Fax: +46 140-38 50 61
Phone: +1-800-752-6900 Fax: +1 815 633-0549
Phone: +44 844 335 8386 Fax: +44 844 335 8383
Phone: +49 (0) 212-645850-0 Fax: +49 (0) 212-645850-50

Hygiene Equipment Designed for People

www.trequipment.com



TR 2000/3000

Shower Trolleys



Features

The foot operated height adjustable stretcher enables the attendant to find the most efficient and convenient working height and gives the attendant both hands free to tend to patient.

Thanks to the belt driven high/low device on the TR3000 it operates quietly, smoothly and free from sudden movements. The height adjustment is driven by two high capacity re-chargeable batteries and when charging is needed an audible tone sounds.

The stretcher can easily be tilted to the "Trendelenburg" position, to alleviate person in shock, in either direction with the tilt control handle located at both ends. The tilt position is controlled by gas springs so that the attendant has infinite tilt positions within the tilt range.

Models - Hydraulic

TR 2000	Standard	L=1900mm
TR 2000-S	Pediatric	L=1600mm
TR 2000-L	Long	L=2100mm

Models - Battery operated

TR 3000	Standard	L= 1900 mm
TR 3000-S	Pediatric	L= 1600 mm
TR 3000 -L	Long	L= 2100 mm

Accessories / Options

- Backrest wedge pillow
- For slinglift transfers, a factory mounted set of castors allowing a minimum of 135mm free space under the front legs can be added. It raises the trolley stretcher 60mm.
- All models can be delivered with blue or yellow mattress and pillow.

TR reserves the right to make design changes and/or improvements without notice

East to steer and easy to maneuver

The large castors with brakes, low angled legs with straight steering castors are features that make the trolley easy to steer and maneuver.

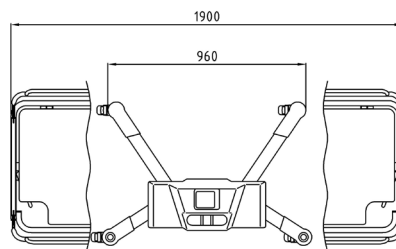
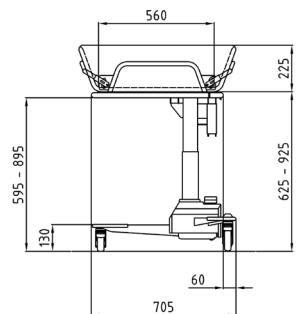
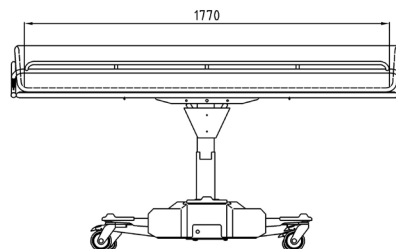
The low center of gravity of the chassis lends stability to the trolley.

The side rails can be pressed together when traveling through narrow doorways reducing the trolley width.

Durable material - Easy cleaning

The chassis is made of powder coated stainless and zinc plated steel.

When cleaning the shower trolley, the attendant releases the durable stretcher mattress at the control side and folds the mattress over the side so that the hinged stretcher frame can be cleaned and the mattress drains and dries. The mattress will not "drag" on the floor when this is done.



Distributor:

Manufacturer: TR Equipment AB

TR EQUIPMENT

TR EQUIPMENT AB PO Box 116, S-573 22, TRANÅS, SWEDEN
TR GROUP INC. 2990 NORTH PERRYVILLE RD, SUITE 2300, ROCKFORD, IL 61107, USA
TR EQUIPMENT UK LTD. INNOVATION CENTRE, GALLOWES HILL, WARWICK CV34 6UW ENGLAND
TRANSPOREHAMED GMBH GRÜNBAUMSTR. 89 42659 SOLINGEN. GERMANY

Phone: +46 140-38 50 60 Fax: +46 140-38 50 61
Phone: +1-800-752-6900 Fax: +1 815 633-0549
Phone: +44 844 335 8386 Fax: +44 844 335 8383
Phone: +49 (0) 212-645850-0 Fax: +49 (0)212-645850-50

Hygiene Equipment Designed for People

www.trequipment.com

